
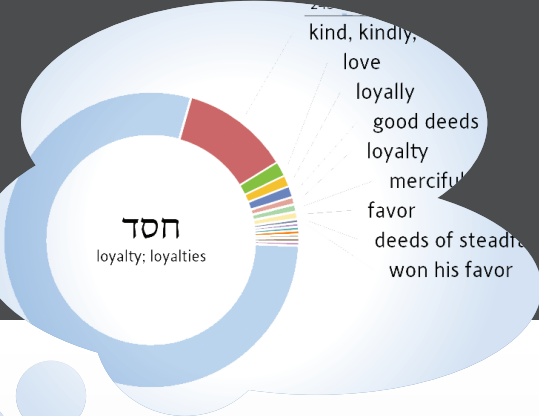


# Bible Study Reimagined



# Introducing Logos Bible Software 4

Windows | Mac | iPhone



# Easy. Powerful. Fast.

---

Professional-level Bible study isn't just for the pros. Logos Bible Software 4 makes "powerful and easy to use" more than just a catch phrase.

# Bible Study for Everyone

Logos 4 is robust enough for seasoned pastors and scholars, but accessible to Bible students of all levels. With its powerful, intuitive tools, Logos 4 gets you into the Word. Whether you're preparing for next Sunday's sermon, working on your dissertation, or having your daily devotional time, Logos 4 is the tool for the task.



**Amazing Grace—366 Inspiring Hymn Stories for Daily Devotions**  
October 6 • MAKE ME A BLESSING • Ira B. Wilson, 1880–1950 • Through the blessing of the upright a city is exalted, but by the mouth of the wicked it is destroyed. (Proverbs 11:11) • Nothing is lost that is done for the Lord, • Let it be ever so small; • The smile of the Savior approves of the deed • As though it were greatest of all. • —Unknown • We are of little value to our Lord if we do not produce fruit for Him. In fact, the command of Scripture is to bear "much fruit." Regardless of the task to which God calls us, whether it be great or small, it will receive His promised blessing when we do it faithfully and...  
*Daily Devotional More »*

**Evangelical Review of Theology, Volume 26, 2002**  
The journal of the Theological Commission of the World Evangelical Fellowship (now Alliance), established in 1977 and edited by Dr Bruce J. Nicholls, Dr Sunand Sumitra, and Dr David Parker. Originally offering a concentrated selection of key periodical and other articles from the around the world on important themes and areas of interest for students, pastors and missionaries, it is now a forum of global evangelical theological scholarship.  
*Book of the Day*

**The Lord's Day**  
Lord's day ... is the Christian day of worship, the first day of the week, the day of Christ's resurrection (see Acts 20:7; 1 Cor 16:2). Only here in the New Testament is the expression the Lord's day used, but it is found in early Christian literature: Didache 14 (the end of the first century), and Ignatius' Letter to the Magnesians 19 (early second century). The same adjective that is translated the Lord's is used in the phrase "the Lord's Supper" (1 Cor 11:20).  
Bratcher, R. G., & Hatton, H. (1993). A handbook on the Revelation to John. UBS handbook series; Helps for translators (p 28). New York: United Bible Societies.  
*Excerpt*

**Grace to you and peace**  
1:3 χάρις ὑμῖν καὶ εἰρήνη. The normal word of salutation at the beginning of a Greek letter was χαίρειν ('rejoice'); the normal word of salutation at the beginning of a Jewish letter was šālôm, εἰρήνη ('peace'). The amplified form of 'mercy and peace' (cf. 6:16) seems to have been current in some Jewish circles (cf. 2 Bar. 78:2). The form χάρις καὶ εἰρήνη is characteristically Pauline; both 'grace' and 'peace' have their full Christian force. Grace is God's unconditioned good will toward mankind which is decisively expressed in the saving work of Christ (cf. v 6; 2:21); peace is the state of life—peace with God (Rom. 5:1) and peace with one another (Eph. 2:14–18)—enjoyed by those who have effectively experienced the divine grace (cf. 5:22; 6:16)

**Solomon's Temple**  
The First Temple, erected by King Solomon, was built to replace the Tabernacle and to house the Ark of the Covenant. The Temple was completed in 937 BC after seven years of labor, but was destroyed by the Babylonians in 587 BC.  
*Logos Bible Software Infographics »*

## Better Bible Study Starts Now

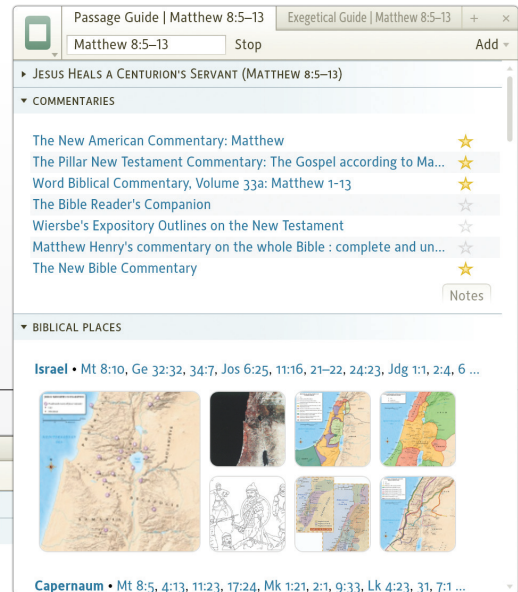
**Get started.** Knowing where to start in Bible study is the hardest part. The Home Page in Logos 4 makes getting into Bible study easy. Interesting content from your library is displayed—drawing you into the study of Scripture.

**Stay on schedule.** Bible and book reading plans are at the top of your Home Page to keep you on track.

**Keep it simple.** Enter passage, click *Go*.

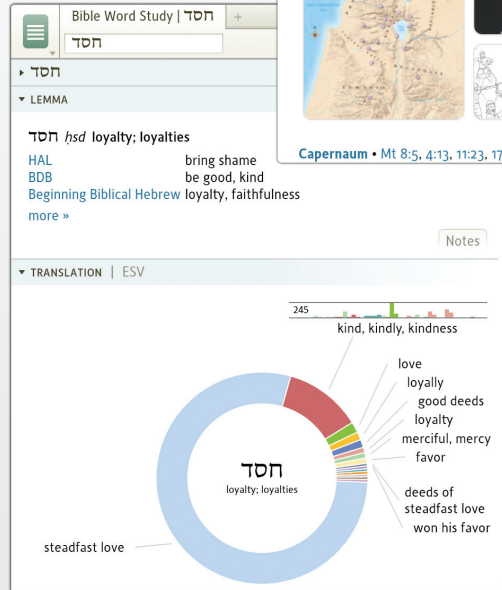
## Every Book Opened to the Right Page

Tell the Passage Guide what you want to study, and in seconds it brings back commentaries, cross references, images, maps, handouts, topics, sermon helps, and more—all opened to the right page.



## Greek and Hebrew for Everyone

Logos 4 makes Hebrew and Greek study accessible to English Bible students. The Exegetical Guide analyzes your passage word by word in its original language and displays definitions from dictionaries. Get insights from leading grammarians. See where biblical manuscripts differ. Observe the structure of the text.



## Back to the Original Meaning

Get into the biblical writers' heads by studying the Bible's Hebrew, Aramaic, and Greek words. The Bible Word Study gathers extensive information on any word in the Bible, showing you how the word is translated, how it functions, and where it's used in other ancient literature.

## What You Need, When You Need It

Logos 4 removes time-consuming hindrances so you can get right to the task of serious Bible study.

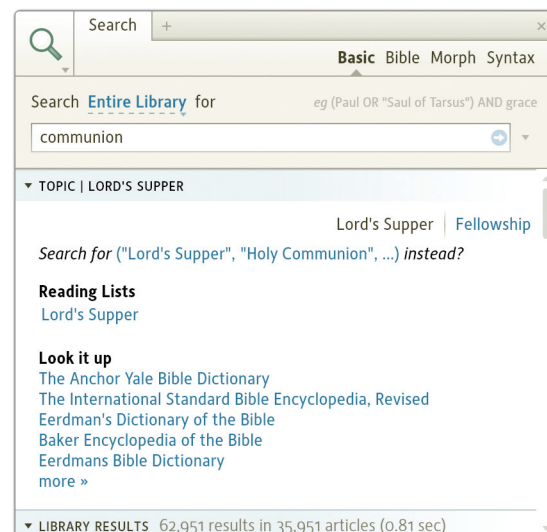
### Faster, Smarter Searching

**Get it fast.** Logos 4 indexes your entire library so you can search thousands of books in less time than it takes to pull one print book off your shelf. More than 100,000 hits for *holiness* in less than 1 second means more time studying and less time searching.

**Find the meaning.** Unlike most search engines on the web, Logos 4 provides matches for synonyms. When you search for a word like *communion*, Logos will find synonyms like *Lord's Supper* and *Eucharist* and even ask you if you wanted *fellowship* instead.

### Insights from Your Favorite Author

The Cited By tool shows you every place your favorite books mention the passage you're in. Grammatical insights, wisdom from the church fathers, and discussions from theological journals are all just a click away.





## New Features While You're Sleeping

Logos 4 maintains itself. Updates are downloaded behind the scenes, so you'll always have the latest version of your books and software. You may even get new features while you're sleeping.



## Dynamic Study Bible

Bible Explorer functions like a dynamic study Bible that follows you from passage to passage, displaying information and media about people, places, and things.

## Greek and Hebrew for English Readers

Reverse interlinears are built directly into many English Bibles, allowing you to see the Greek or Hebrew behind your text. Highlight a portion of the text in one interlinear, and Logos 4 will highlight the corresponding text in your other open Bibles.

Surface	4:1	What	causes	quarrels	and	what	cause	
MSS	9	Πόθεν	1 ←	πόλεμοι	2	καὶ	3 πόθεν	4 ←
MSS Trl		Pothen		polemoi	kai	pothen		
Lemma		πόθεν		πόλεμος	καί	πόθεν		
Lemma Trl		pothen		polemos	kai	pothen		
Morph		BI		NNPM	CLN	BI		
Strong's		G4159		G4171	G2532	G4159		

Surface	4:1	•	Those	conflicts	and	disputes	amo		
MSS	9	Πόθεν	1 •	πόλεμοι	2	καὶ	3 μάχαι	5 ἐν	6
MSS Trl		Pothen		polemoi	kai	machai	en		
Lemma		πόθεν		πόλεμος	καί	μάχη	ἐν		
Lemma Trl		pothen		polemos	kai	machē	en		
Morph		BI		NNPM	CLN	NNPF	P		
Strong's		G4159		G4171	G2532	G3163	G172		

**CTRL + F**

## Type It How It Sounds

Logos 4 lets you type phonetically and have Greek and Hebrew words displayed in a dropdown box. Start with *g:* for Greek or *h:* for Hebrew. When you type *g:agape*, Logos knows you're looking for ἀγάπη. Just type it how it sounds.

## Find It Anywhere

Finding what you're looking for is easy. Type Ctrl+F to launch a find box in any of your books.



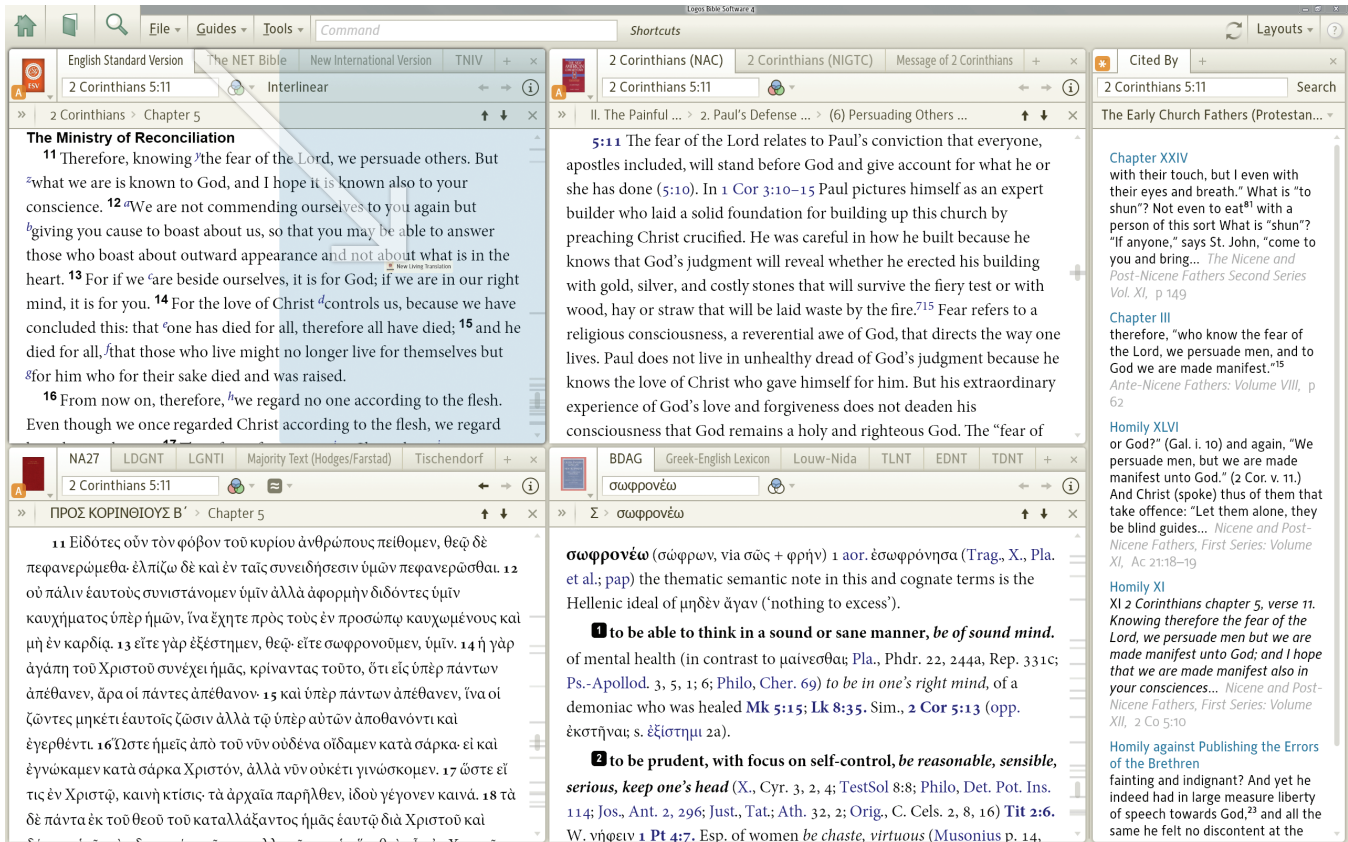
# Clean. Intuitive. Adaptable.

---

Logos 4 delivers what you  
need when you need it.

# It Just Works

It's never fun to get something new and then spend hours reading instructions—you just want it to work. With Logos 4 it does.



## Everything in Its Place

Tabs and tiles make for an organized workspace. Group resources and tools together in a way that makes sense to you. Drag and drop tabs wherever you want. Put all your commentaries in one tile or let each of them have their own. You can even move groups of tabs, close tabs, and open tabs with one click.

## Easier Is Better

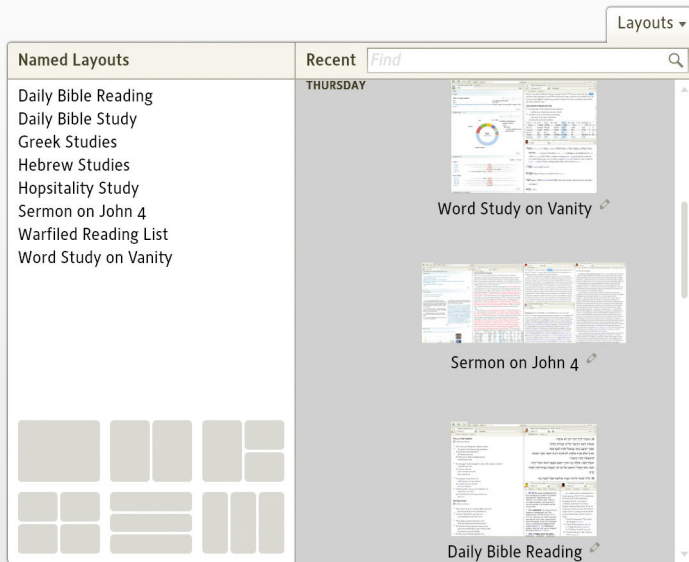
Everything you need for great Bible study is located at the top left of your screen. With one click you can go to the Home Page, open your Library, or search for words or phrases. Whether you're searching your entire library or performing a complex morphological query, it's all under one search tab.

Three menu items contain your documents, guides, and tools. The File menu allows you to create or open notes, handouts, reading plans, and more. Get to the Passage Guide, Exegetical Guide, and Bible Word Study under the Guide menu. Go to the Tools menu for everything else you need. It's all just a click or two away.



## At Your Command

With intuitive commands and a helpful drop down suggestion box, the Command Bar brings speed and efficiency. Open books. Perform searches. Look up words. Show tools. Load layouts. Change settings.

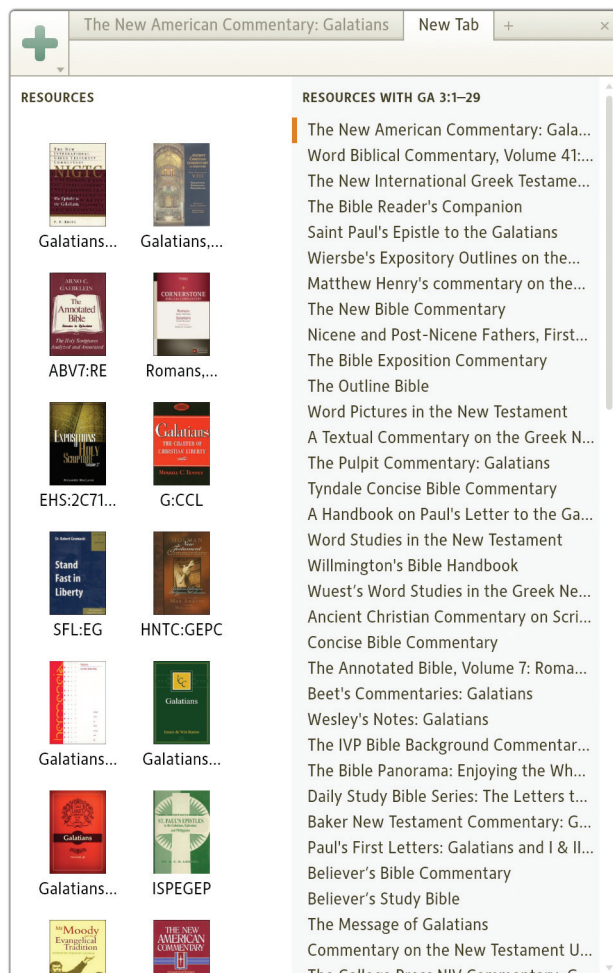


## Instant Snapshots

Logos 4 automatically saves a snapshot of how you have arranged your books, tools, and guides. Name a layout Sermon Prep, Daily Devotions, Family Bible Study, or whatever you want—even have multiple layouts with the same name. It's perfect for picking up where you left off.

## Spread Out

Do you have two monitors? Three? Four? No problem. Logos 4 takes full advantage of a multi-monitor setup.



## The Right Resources Are Just a Click Away

When you're using a resource or tool, click the plus sign to see related items. If you have a Galatians commentary open and want to see what others have to say, your new tab will display additional commentaries on that passage.

## Read without Distractions

Most of the time you'll use Logos for Bible study, but sometimes you may just want to read a good book. Reading View hides everything so you can sit back and enjoy reading without any visual distractions on your screen.



## Just the Right Size

Logos 4 offers one of the most advanced scaling engines in the software industry. Increase the size of all aspects of the program while not altering the scale of your other programs. Go beyond just increasing font size—make the entire interface the perfect size for you.



## Let Your Ears Do the Work

If your eyes get tired, let your ears do the work. When an audio resource like the *Greek Audio New Testament* is present, Logos 4 can play the audio for your book. If no audio is available, it will use your computer's voice to turn any resource into an audio book.





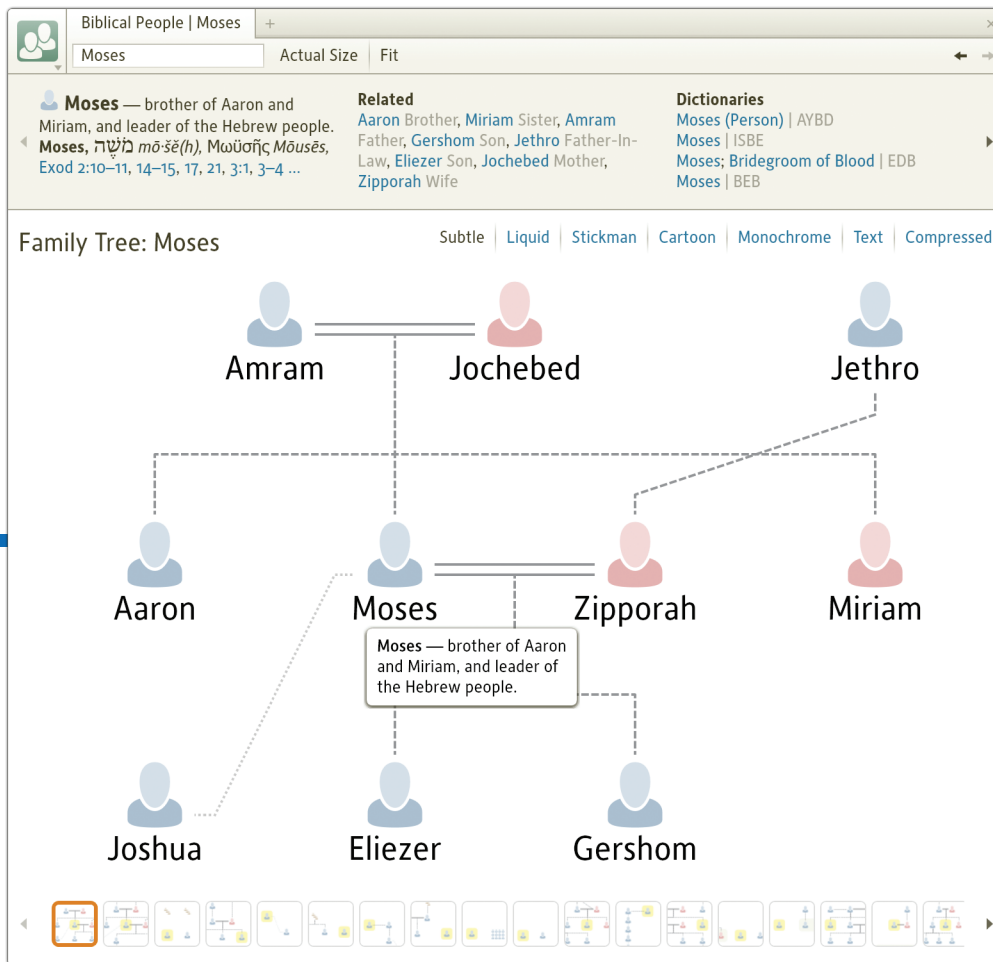
# Visualize the Bible.

---

Learn about and share the Bible with thousands of beautiful maps, infographics, diagrams, charts, and graphs.

# Get in Touch with the Biblical World

Logos 4 pulls information from one-of-a-kind databases and displays rich Logos-exclusive maps, images, and graphs. Get quick answers to your questions, or explore the biblical world with your own tour guide.



## A Biblical Family Tree

Carefully crafted diagrams on nearly every relationship in the Bible help you understand how the people in a passage of Scripture relate.

View each diagram in multiple styles. Trace Abraham's family line, David's dynasty, or Jesus' apostles.



## A Guided Tour of the Holy Land

Topographical, interactive maps make the biblical world come alive. Each map includes global coordinates linked to Google Maps. Thousands of other images from your library provide you with additional perspectives on the place you're exploring.

Biblical Places | Jericho +

Jericho Actual Size Fit 31° 53' 38" N 35° 28' 47" E Google Maps

**Jericho** — a city NW of the Dead Sea that Israel first conquered in their entrance into the land of Canaan. **Jericho**, Jerechus, יְרִיחוֹ; יְרִיחֹ, יִרְיָחֹ *lerichō*, Num 22:1, 26:3, 63, 31:12, 33:48, 50 ... **City of Palm Trees**, Vale of Palm Trees, נִיַּר **נייר** הַתְּמָר *ēr hā tāmār*; Deut 34:3

**Dictionaries**  
 Jericho (Place); City of Palm Trees (Place) | AYBD  
 Jericho; City of Palm Trees | ISBE  
 Jericho; City of Palm Trees | EDB

Divided Kingdoms after Solomon and Other Kingdoms

Jericho — a city NW of the Dead Sea that Israel first conquered in their entrance into the land of Canaan.

Logos Bible Software Infographics +

Overview

>> Armor of God

### A CLOSER LOOK

#### Helmet

The iron helmet was forged from one piece of metal and lined with leather. Crests made of dyed horsehair indicated rank. Plates hung down along the cheeks and another plate protected the back of the neck and shoulders.

#### Breastplate

The iron or bronze scaled armor was built in four sections to cover each shoulder and side of the chest. The plates were sewn to a stiff leather vest, which was put on like a jacket before the front plates were tied with leather straps.

#### Sword

The sword was carried on the right side and hung from the belt or a leather strap over the shoulder.

#### Belt

The leather belt was tied around a wool tunic. Connected bronze plates hung from the belt to protect the soldier's groin area.

#### Shield

The curve was created using three bonded layers of thin wood strips. Covered by linen or leather, the shield was painted according to legion. A bronze rim covered the rounded edges as additional protection.

#### Sandals

Thick leather soles, embedded with hobnails or bits of rock for increased traction, were tied to the feet with numerous leather straps.

### The Armor of God

The Apostle Paul, inspired by God, wrote a letter to the church of Ephesus from a Roman prison. As he wrote, Roman soldiers guarding the prison walked about in the armor of first century legionary.

#### ARMOR OF LEGIONARY

**Galea (Helmet)**  
Protected head and neck from enemy attacks

**Lorica Segmentata (Breastplate)**  
Guarded vital organs

**Gladus (Sword)**  
Powerful offensive weapon in the hand of a skilled soldier

Waving it served as a word of warning to the enemy

**Cingulum (Girdle or Belt)**  
Supports sword, dagger and bronze apron  
Worn at all times, even without other armor pieces

**Scutum (Shield)**  
Overlapping shields allowed soldiers to advance together

Shield was used to defend the entire body, including the back

**Caligae (Sandals)**  
Fit for both marching and fighting  
Became more comfortable with constant wear

#### ARMOR OF GOD

**Helmet of Salvation**  
"...and take on the helmet of salvation..." Ephesians 6:17a

**Breastplate of Righteousness**  
"...and having put on the breastplate of righteousness..." Ephesians 6:14b

**Sword of the Spirit, Word of God**  
"...and the sword of the Spirit, which is the word of God..." Ephesians 6:17b

**Belt of Truth**  
"Stand therefore, having fastened on the belt of truth..." Ephesians 6:14a

**Shield of Faith**  
"In all circumstances take up the shield of faith, with which you can extinguish all the flaming darts of the evil one..." Ephesians 6:16

**Readiness/Preparation of the Gospel of Peace**  
"...and, as shoes for your feet, having put on the readiness given by the gospel of peace..." Ephesians 6:15

Scripture: English Standard Version

Copyright 2008 Logos Bible Software/R. Rolfe

### Armor of God

The Apostle Paul, inspired by God, wrote a letter to the church of Ephesus from a Roman prison. As he wrote, Roman soldiers guarding the prison walked about in the armor of first century legionary.

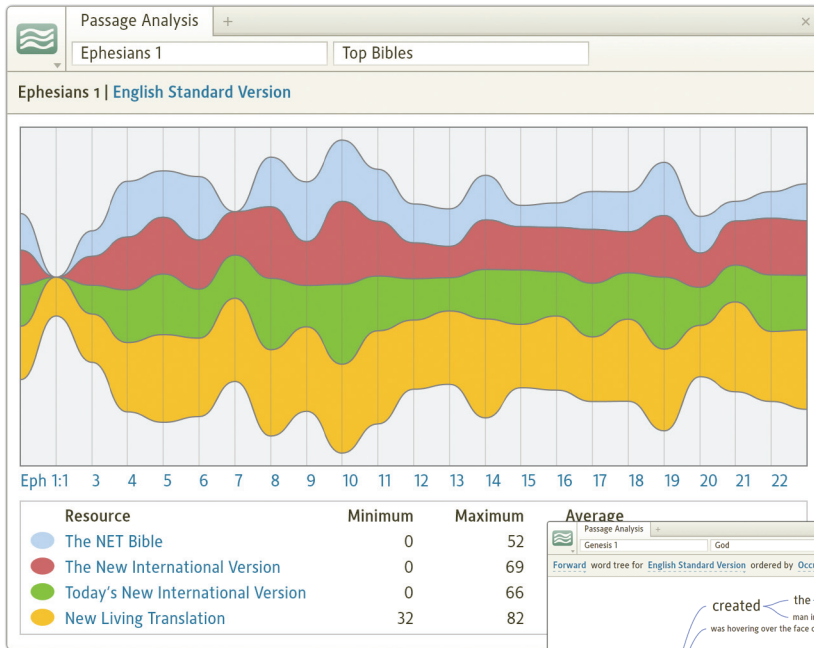


## Info + Graphics = Coolness

Newly commissioned, high-resolution infographics illustrate the Bible. They tell a story, explain concepts, and serve as effective teaching aids.

### RELATED MEDIA



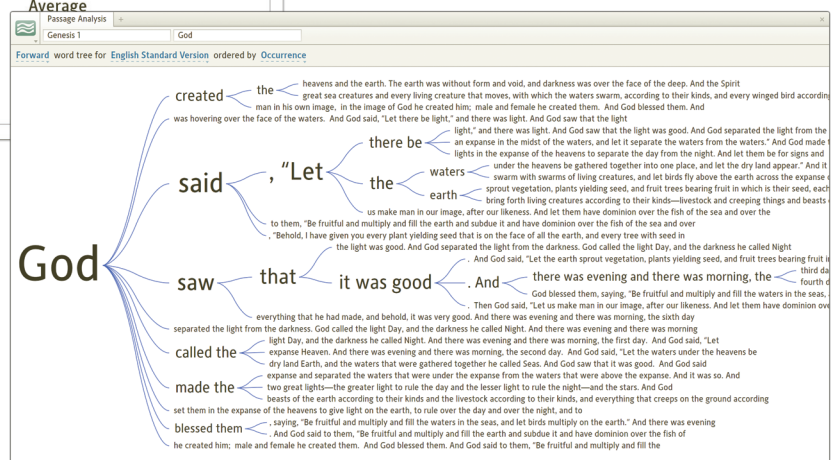


## Your Passage in High Definition

Logos 4 equips you with powerful tools that help you get the big picture of the text you're studying—and then share it with others.

### Get the Big Picture

The Passage Analysis shows the contours of a passage and helps you drill into the details. Find grammatical transitions by using the morph river, and take note of verses that pose difficulties to translators. The Compare Pericopes tool shows you the main divisions. Use the Word Tree to get an overview of the actors and actions.



### Make It Stand Out

Call attention to words, phrases, of Greek and Hebrew parts of speech with Visual Filters. Choose a word like *love* or *faith* or a part of speech like *verb*, and Logos 4 will highlight the text.



### Graph It

The topics of one biblical book can be compared to another with bar, column, and pie charts. The Result Map gives you the big picture of where a word occurs in the main sections of the Bible.



### Explore Biblical History

Bring the big picture of biblical history into focus with timelines. Compare views on when the biblical books were written. Learn about the major figures of the Old Testament. Even find out what was going on between the testaments.



### Share Your Bible Study

Logos 4 was built with teachers in mind. Nearly all of the visuals can be saved or exported directly to PowerPoint. Create a handout about your passage to keep your listeners engaged and give them additional study tips.



# Make it yours.

---

Logos 4 is flexible. It fits the way you study the Bible.

# Your Library, Your Way

Make your library your own with Logos 4.

## The Organized Library You've Always Wanted

Organizing your library is a breeze. Rate and tag your books. Create self-updating collections for more focused searching.

## Find Your Favorites Fast

Logos 4 lets you display your top books and authors first. Your bookmarks appear in the scroll bar—just like sticky notes in your print books. Rate your books so you can find your favorites fast.

## Stay on Track

Logos 4 equips you to reach your goals with customizable reading plans. Whether you have five minutes a day or two hours, you can set the pace to fit your schedule.

## A Community of Learning

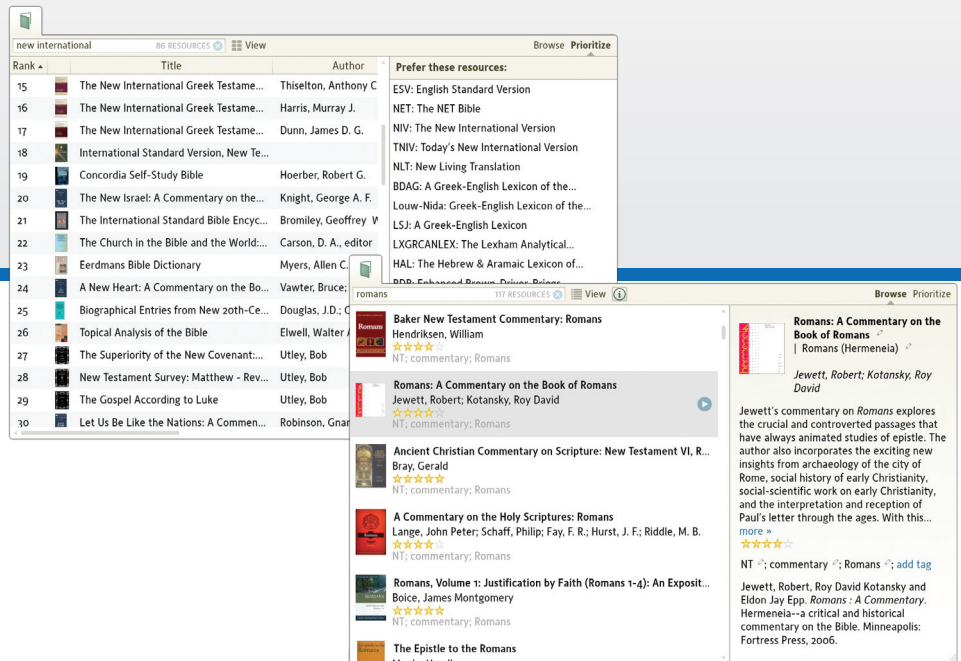
User-created reading lists help you find articles and books on a specific topic. Contribute your lists for others to read. It's perfect for teachers, students, and anyone wanting to expand their biblical knowledge.

## Interact with Your Books

As you read, use Notes and Visual Markups to record your thoughts and highlight important points.

## Never Forget That Perfect Quote

Use Clippings to save passages you want to remember. Add your own notes and tags. Your clippings are indexed and will appear in a special section in your search results.



## Study the Way You Want

Every Guide you run is a customizable document. Move sections around and add notes. When you search for the same passage or word, Logos 4 will load all your notes and settings.

Logos 4 ships with default Passage, Exegetical, and Bible Word Study Guides, but you can also create your own. Build a guide for sermon preparation, your daily Bible study, or your ongoing research project.

## Behind the Scenes

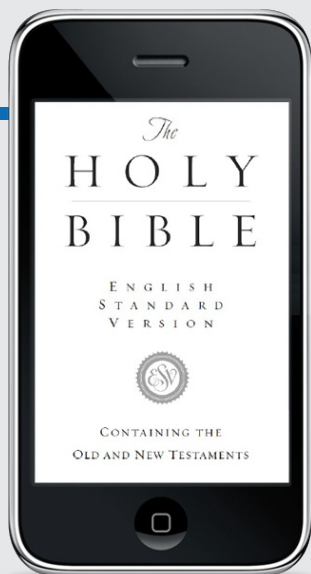
**Safe and Secure.** You can have the peace of mind that all your documents—notes, clippings, and custom guides—are safely backed up on our servers. If your computer crashes, just reinstall Logos 4 and all your data will be restored.



**Convenient.** If you have Logos installed on a second computer, all your notes, documents, and preferences will stay in sync.



\* All screenshots are illustrative. Resources shown may not be included in Logos 4 base packages.



# Bible Study on the *Go*.

## Your Library in Your Pocket

Access thousands of books on the go. No matter what device you're on—PC, Mac, or iPhone—your study is always in sync.

## One License, Many Platforms

When you purchase a Logos 4 base package, you can use most of the books in your library on your iPhone at no additional charge.

# Imagine it.

## Logos Bible Software 4



## See It Today

Logos Bible Software 4 comes in eight different configurations ranging from Christian Home Library to the new Scholar's Library: Platinum, which contains nearly 1,200 titles.

Visit our website for videos and the package that's right for you.

[www.logos.com/4](http://www.logos.com/4)

\* Mac version coming soon.

\*\* Upgrade discounts are available for existing customers.